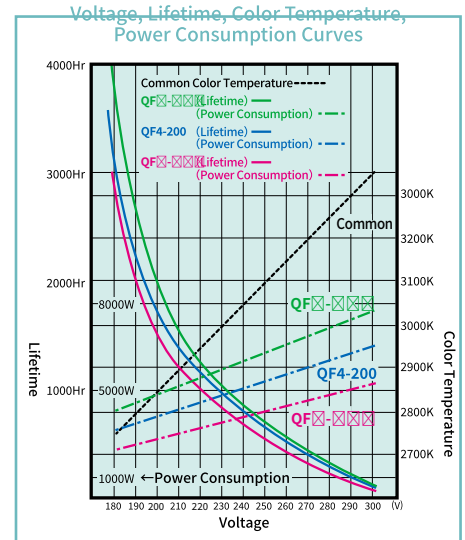


Boat-deck Halogen Lamp

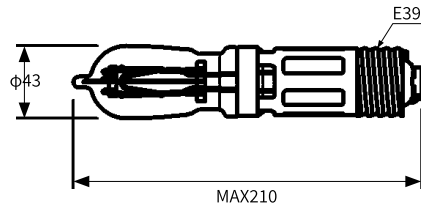
Hi-Creen Lamp

Key Features

- 1.No blackening. No difference in brightness through out the life.
- 2.Easy to install and change.
- 3.Adopts quartz bulb with high resistance from thermal shock.
No breakage even in wet condition.
- 4.New design with high quake-resistance.

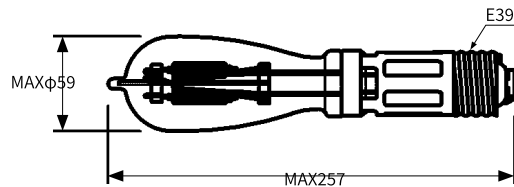


QF1-100/QF1-200



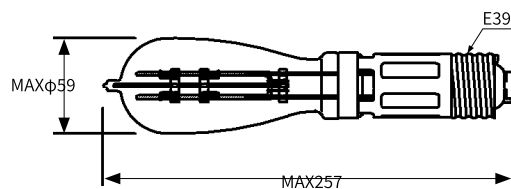
Specification		
	QF1-100	QF1-200
Rated Voltage	100V	200V
Recommended Input Voltage	120V	240V
Rated Wattage	1,000W	1,000W

QF2-100/QF2-200A



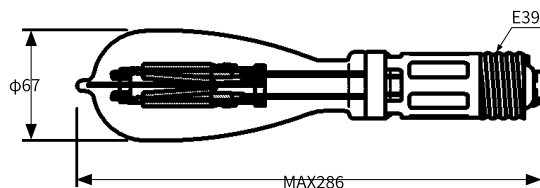
Specification		
	QF2-100	QF2-200A
Rated Voltage	100V	200V
Recommended Input Voltage	120V	240V
Rated Wattage	2,000W	2,000W

QF3-200A



Specification	
	QF3-200
Rated Voltage	200V
Recommended Input Voltage	240V
Rated Wattage	3,000W

QF5-200



Specification	
	QF5-200
Rated Voltage	200V
Recommended Input Voltage	240V
Rated Wattage	5,000W

Specification	QF0.5-100	QF0.5-200	QF1.5-100	QF1.5-200	QF2-160	QF2-180	QF3-180	QF4-200
Rated Voltage	100V	200V	100V	200V	160V	180V	180V	200V
Recommended Input Voltage	120V	240V	120V	240V	192V	216V	216V	240V
Rated Wattage	550W	550W	1,500W	1,500W	2,000W	2,000W	3,000W	4,000W